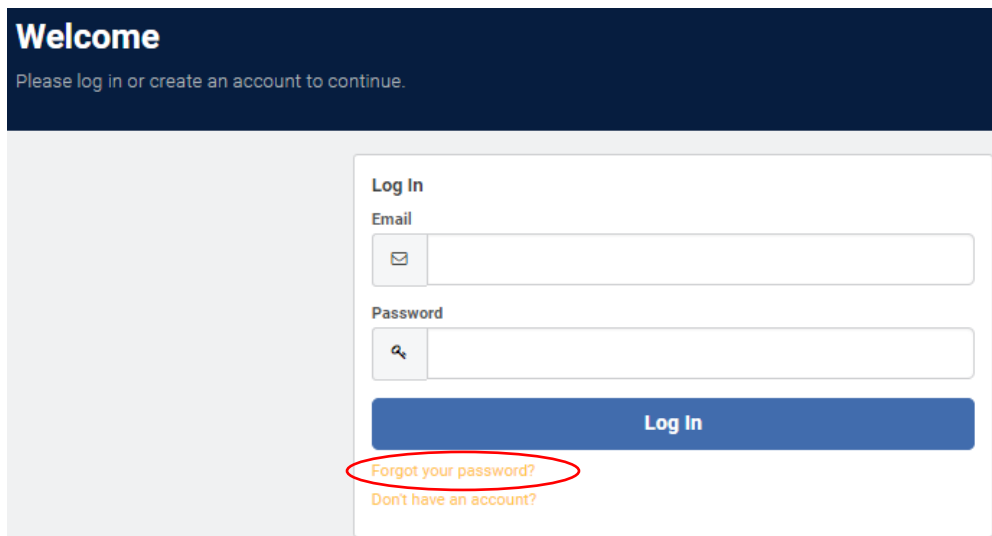


Creating a RVIA Community Hub Account

Before you register, you will need to update your existing credentials in community hub or create a new account. Your old log in and password will not work in Community Hub but, once your new account is set up, it will be used for community hub as well as the new association website. The RV Industry Association has imported all your information from the old system into the new system so if you've ever done business with us, you can get started by resetting your password.

Navigate to **my.rvia.org**, where you will be prompted to log into community hub.

Click the link on the bottom left corner under the Log In button that says, **"Forgot your password?"**



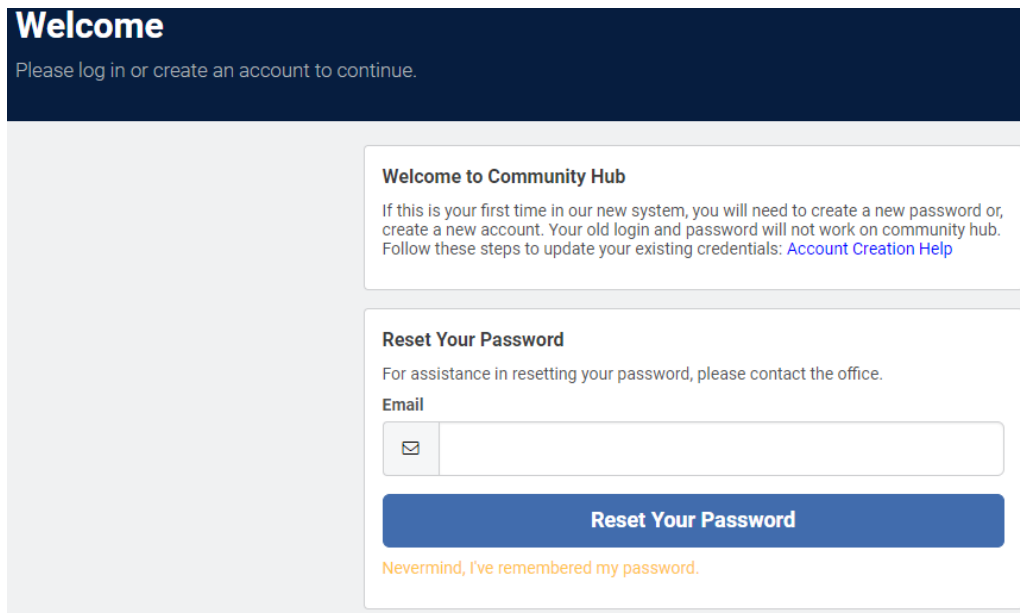
Welcome
Please log in or create an account to continue.

Log In
Email

Password

Log In
[Forgot your password?](#)
[Don't have an account?](#)

On the next screen enter your email address and click **"Reset Your Password."**



Welcome
Please log in or create an account to continue.

Welcome to Community Hub
If this is your first time in our new system, you will need to create a new password or, create a new account. Your old login and password will not work on community hub. Follow these steps to update your existing credentials: [Account Creation Help](#)

Reset Your Password
For assistance in resetting your password, please contact the office.

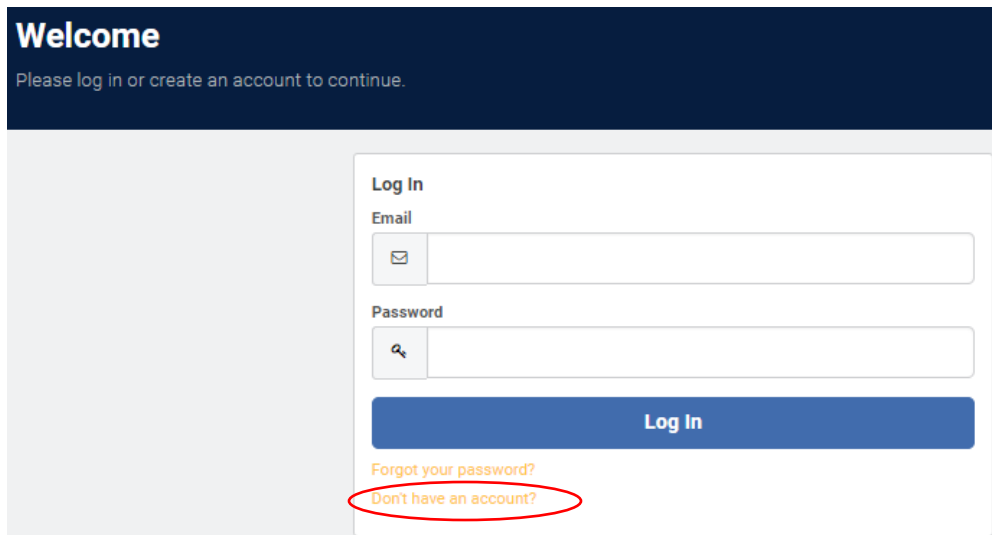
Email

Reset Your Password
[Nevermind, I've remembered my password.](#)

If you already have an RV Industry Association record, a message will appear prompting you to select your record from a list. You should receive an e-mail within five minutes with instructions to reset your password but if you don't, be sure to check your junk mail folder.

If you still have not received an email with instructions, follow the steps below to create an account in community hub. If you believe that you have an account but have not received an email, contact Frydon Yaqub at fyaqub@rvia.org.

If you are new to our system, you will need to create an account. From the Log In screen, click on **“Don’t Have an Account?”**



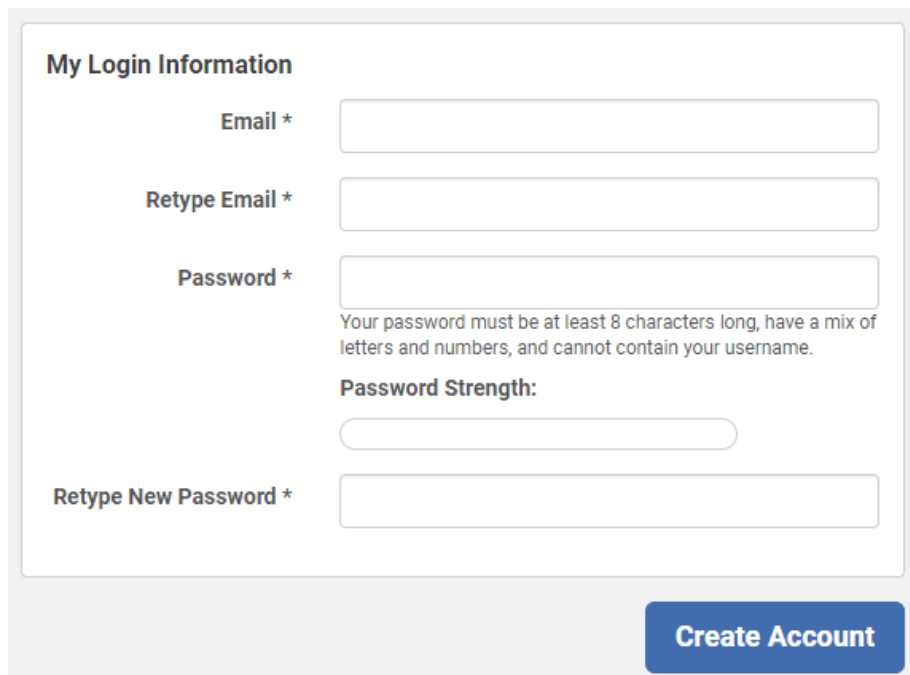
Welcome
Please log in or create an account to continue.

Log In
Email

Password

Log In
[Forgot your password?](#)
[Don't have an account?](#)

From here, follow the steps to set up your account credentials. Fill in all applicable information including your company email and create a password. Click the blue **“create account”** button on the bottom right of the screen and you will be in the system.



My Login Information

Email *

Retype Email *

Password *
Your password must be at least 8 characters long, have a mix of letters and numbers, and cannot contain your username.

Password Strength:

Retype New Password *

Create Account

Once logged in, you will be able to view your information, manage your affiliations, manage your event registrations, view your order history, and make purchases.

Use the menu along the left side to make edits to your profile, view any existing registrations and update your payment methods.

For assistance setting up an account, contact Frydon Yaqub at fyaqub@rvia.org.